Ostrica EU Investment Grade Corp Bond

Portfolio Date: 30/09/2019

Ostrica investments

Investment Strategy

The Ostrica EU Investment Grade Corp Fund predominantly invests in corporate bonds issued by companies from the Eurozone. Ostrica mostly invests in corporate debt that has a public listed equity arm or market traded CDS. We use forward looking models to calculate the probability of default and a fair value spread of the bonds in the universe. ETFs are being used for tactical asset allocation purposes: active duration management, active spread management & active management of liquidity premia. Using these principles of strong risk management, the fund provides a very stable investment in European investment grade corporate bonds.

Asset Allocation

Portfolio Date: 30/09/2019

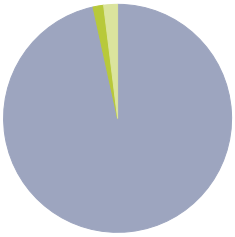

	%
Bond	96.5
Cash	1.5
Other	2.0
Total	**100.0**

Top 10 Holdings

	Portfolio Weighting %
Fiat Chrysler Finance Europe 4.75%	2.41
B.A.T. International Finance p.l.c. 2.38%	2.29
Fortum Oyj 2.25%	2.20
Electricite de France SA 5.62%	2.14
HSBC Holdings plc 3.12%	2.12
Innogy Finance BV 6.25%	2.12
Discovery Communications, LLC 2.38%	2.08
Gaz Capital S.A. 5.34%	2.07
Commerzbank Aktiengesellschaft 7.75%	2.04
Greif Luxembourg Finance S.C.A. 7.38%	2.03

Key Facts

Base Currency	Euro
Firm Name	Ostrica B.V.
Investment Type	Open-End Fund
Management Fee	0.75
Inception Date	11/02/2014
Yield to Maturity	0.42
Modified Duration	4.11
Fund Size	11,314,000.00
ISIN	NL0010649778
Latest Dividend	0.31
Latest Dividend Date	01/08/2019
Global Category	Europe Fixed Income

Maturity Allocation

Portfolio Date: 30/09/2019

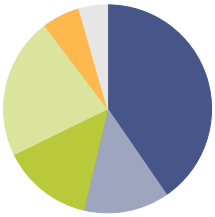

	%
1-3 Yr	40.4
3-5 Yr	13.3
5-7 Yr	14.0
7-10 Yr	21.9
10-15 Yr	5.9
15-20 Yr	0.0
20-30 Yr	0.0
30+ Yr	0.0
Other	4.5
Total	**100.0**

Rating Allocation

Portfolio Date: 31/08/2019

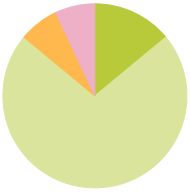

	%
AAA	0.0
AA	0.0
A	14.0
BBB	72.0
BB	7.0
Not Rated	7.0
Total	**100.0**

Performance Annualized

Time Period: Since Inception to 30/09/2019

Return	1.27
Max Drawdown	-2.48
Std Dev	1.50
Sharpe Ratio	1.37
Beta	0.45
Sortino Ratio	1.60
Skewness	-1.13

Investment Growth

Time Period: 12/02/2014 to 30/09/2019

Ostrica EU Investment Grade Corp Bond

Yearly Returns

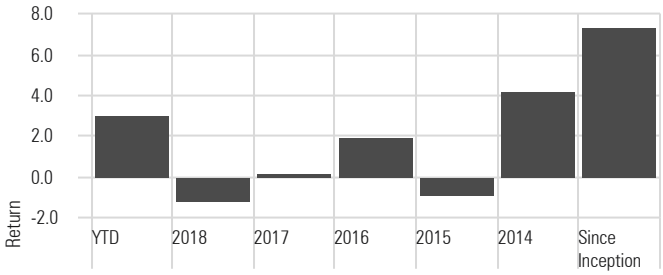

Ostrica EU Investment Grade Corp Bond (Total)

Monthly Returns

	Jan	Feb	Mar	Apr	May	Jun	Jul	Aug	Sep	Oct	Nov	Dec	Year
2019	0.2	0.6	0.5	0.9	-0.7	0.7	0.7	-0.1	0.1				3.0
2018	-0.1	-0.1	-0.2	0.0	-0.1	0.0	0.1	-0.1	0.0	0.0	-0.5	-0.1	-1.2
2017	-0.3	0.6	-0.3	0.1	0.1	-0.5	0.5	0.2	-0.1	0.4	-0.2	-0.2	0.2
2016	0.5	0.2	0.6	0.2	0.2	0.5	0.9	-0.6	0.0	-0.5	-0.4	0.2	1.9
2015	0.5	0.1	-0.3	-0.4	-0.1	-1.2	0.5	-0.4	-0.1	0.6	0.4	-0.4	-0.9
2014	—	—	0.1	0.8	0.8	0.6	0.4	0.6	0.3	0.1	0.2	0.4	4.3

Disclaimer - The value of your investment may fluctuate. Performance is historical and does not guarantee future results. Please visit www.Ostrica.com for more information, the Key Investor Information Document and the prospectus. Although the utmost care has been taken with this publication, errors and omissions cannot be entirely excluded. Ostrica therefore accepts no liability.

Source: Morningstar Direct